



**6TH PRIMARY
SECOND TERM
NET REVISION**



A) Fill in the space :

- 1) is the connection of a great number of computers and nets all over the world.
- 2) is a collection of web pages.
- 3) is a page that created by HTML.
- 4) Any website may contains , , ,
- 5) is a program that used to create a websites.
- 6) is a programming language that used to create a websites.
- 7) To open MS Expression program from “Start” menu, select “All Programs” then
- 8) To close MS Expression program from menu, select
- 9) is a tool bar that contains the icon of the program, the name of the program and the control box of the window.
- 10) is a part of the program interface and used to design the interface of the website.
- 11) is containing a group of controls / tools to design the interface of the website.
- 12) is a toolbar that contains a group of menus.
- 13) is a toolbar that contains a group of icons instead of the menu bar.
- 14) is a part of the program interface and contain the folders of the website.
- 15) To create a website by using MS Expression from menu, select





- 16) is a toolbar that used to format the text of the website.
- 17) To format the text from menu, select
- 18) To preview the website using the browser by pressing onfrom the keyboard or from menu, select
- 19) To save the website from menu, select
- 20) To insert a picture at the website from menu, select
- 21) To view the Picture toolbar from menu, select then
- 22) is a part of the webpage when you click on it, it will open a new webpage.
- 23) To make a hyperlink from menu, select
- 24) Table consists of group and
- 25) is the result of intersection between rows and columns.
- 26) To preview the HTML code of the webpage click tab
- 27) A Telephone book is analogous to a, it contains a list of, and each one consists of name, address, and telephone number.





B) Put (✓) or (✗) :

- 1) The website contains one page or more connected to each other. ()
- 2) A Web page is what you see on the internet. It consists of text and graphics. ()
- 3) You must learn HTML to create a website. ()
- 4) To close MS Expression by clicking on close from file menu. ()
- 5) MS Expression program contains a group of controls to design the interface of the website. ()
- 6) You can design the interface of the website at the page style area. ()
- 7) You can create a website by using a ready template. ()
- 8) To format the text from format menu, choose Font. ()
- 9) To preview the webpage on the browser press on F5 key. ()
- 10) You can create a hyperlink to another part in the same page or to another page. ()
- 11) Before formatting the text, you must highlight it first. ()
- 12) You can format the picture by using picture toolbar. ()
- 13) You can insert picture inside the table cells ()
- 14) You can change the background of the table cells and the color of the border from the cell properties. ()
- 15) To preview the HTML code of the web page open design tab. ()



- 16) The table should contain data about one subject only. ()
- 17) Database doesn't provide privacy. ()
- 18) Information may be in the form of characters and numbers which need organization to be used. ()
- 19) Databases are possible to be upgraded. ()
- 20) To establish a Database, we should first specify our purpose. ()

C) Choose the correct answer :




- 1) (MS Expression – HTML – PowerPoint) is a programming language used to create the websites.
- 2) (Webpage – Website – Hyperlink) is a collection of web pages.
- 3) Any web site may contains (sound – videos – links – all of them)
- 4) To close MS Expression from file menu, select (Close – Cancel – Exit)
- 5) To preview the website in the browser, press on (F10 – F11 – F12)
- 6) (Standard toolbar – menu bar – Toolbox) includes a group of icons instead of the menus.
- 7) (Menu bar – formatting toolbar – Toolbox) includes a group of icons to format the text.
- 8) (**B** - *I* - U) icon used to make the text bold.
- 9) (**B** - *I* - U) icon used to make the text italic.
- 10) (**B** - *I* - U) icon used to make the text underline.





11) ( -  - ) icon used to make left alignment.

12) ( -  - ) icon used to make right alignment.

13) ( -  - ) icon used to make center alignment.

14) ( - (Default Size) - (Default Font)) icon used to change the color of the text.




15) ( - (Default Size) - (Default Font)) icon used to change the size of the text.




16) ( - (Default Size) - (Default Font)) icon used to change the font of the text.




17) To save the website from file menu, select(Save – Save all – Save as)

18) You can add a picture or hyperlink from (Format – Insert – Edit menu.

19) ( -  - ) icon used to rotate the picture.

20) ( -  - ) icon used to flip the picture.

21) ( -  - ) icon used to increase the contrast of the picture.

22) ( -  - ) icon used to increase the brightness of the picture.

23) ( -  - ) icon used to crop the picture.

24) To Insert a new table from (Insert – Table – View) menu select “Insert Table”.

25) To move one cell down using the keyboard click (↓ - ↑ - ← - →) button.

26) To move one cell left using the keyboard click (↓ - ↑ - ← - →) button.



D) Re – arrange the steps to :

1) Open MS Expression:

- () Open “MS Expression”
- () Select “All Programs”
- () From “Start” menu
- () Then “MS Expression Web”

2) Create a blank website:

- () From “File” menu
- () Select “New”
- () Choose “General”
- () Open “Website” tab

3) To adjust the size of the margins:

- () From advanced tab you can justify the (top, bottom, left, right) margins.
- () Ok
- () File > Properties

4) Changing color of background :

- () From formatting tab you can choose the color of the background and the color of the text.
- () Ok
- () File > Properties





5) **To set a picture as a background :**

- () Active "Background Picture" option.
- () From formatting tab
- () Click "Browse" button to select the background picture from your computer.
- () OK
- () File > Properties

6) **To change the direction of the webpage :**

- () From general tab at "Page Direction" drop down menu you can change the direction of the webpage from left to right or from right to left.
- () File > Properties
- () OK

7) **To change the name of the website**

- () At "Web Name" type the name of your website
- () Click "Ok"
- () From site menu select "Site Setting"







E) Give the scientific term :

- 1) It's the connection of a great number of nets all over the world.
()
- 2) It consists of text and graphics. These page can be created using HTML.
()
- 3) It's a collection of web pages connected to each other throw the hyperlink.
()
- 4) A program that used to create and design websites. ()
- 5) It's a toolbar that include a group of menus. ()
- 6) A part of MS Expression program and used to design the interface of the program. ()
- 7) A part of MS Expression program and it includes the folders of the website.
()
- 8) A part of MS Expression program and it includes the properties and events of the controls. ()
- 9) A part of MS Expression program and it displays the format style of the text.
()
- 10) A part of MS Expression program and it includes some controls to design the interface of the website. ()
- 11) It is a part of the page (text, picture), when we click on it, it takes me to another part in the same page or to another page. ()

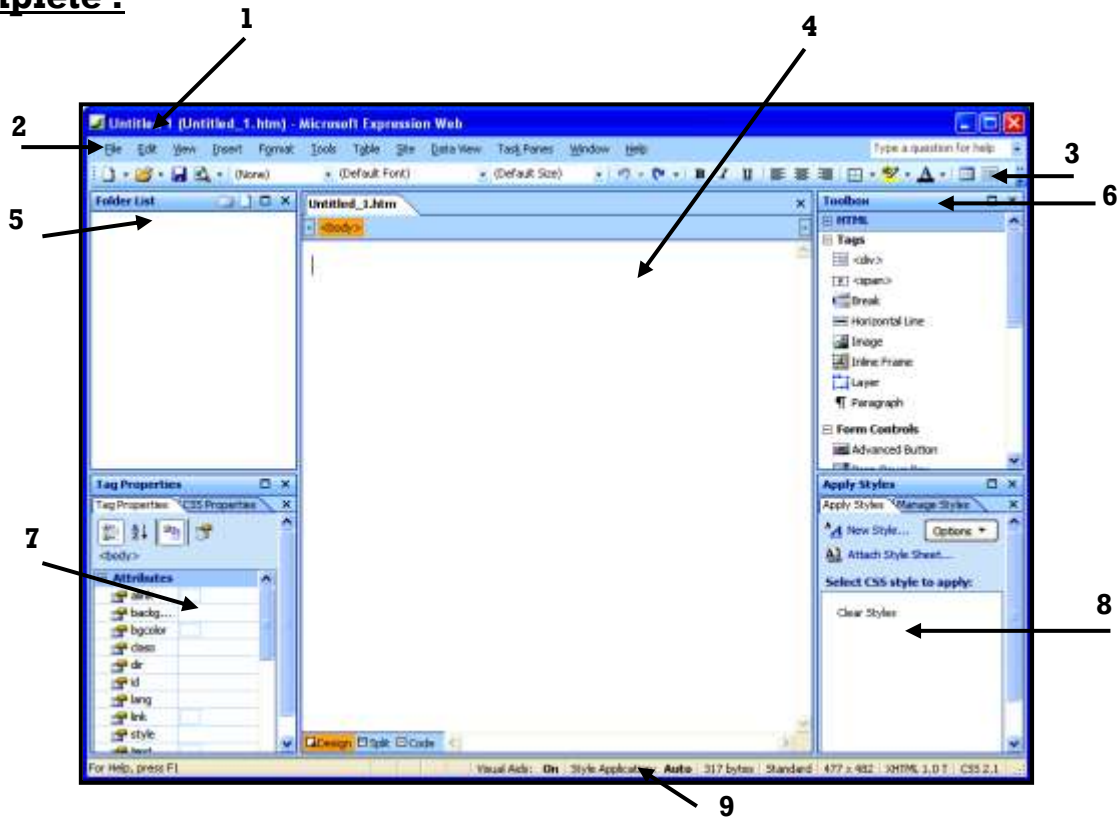


- 12) It's a collection of information that is organized so that it can easily be accessed, managed and updated. ()
- 13) It's one complete set of fields. ()
- 14) It's a collection of records. ()
- 15) The numbers and characters which need organization or proceeding to be used. ()
- 16) A set of connected tables and form which we can get information quickly and easily. ()
- 17) Data which were organized or processed to be used. ()
- 18) It contains a set of connected tables together in an organized way and makes it easy to get data and restore them. ()
- 19) It is the main element in the table and is in the front of columns. ()
- 20) It is a row in the table and contains the data of the fields of the table. ()
- 21) Numbers and characters or icons which need processing and organization to be able to use them. . ()
- 22) A set of data and information about a certain subject and they are in the form of rows and columns. ()





F) Complete :



1) This window displays the interface of program.

2) Write the name of each part:

1.

2.

3.

4.


5.

6.

7.

8.

9.



G) Find the following data from the table:

Name of Student	Grade	Class
Ahmed	First	1/2
Mohamed	Second	2/6

1) Field Name

.....

2) Field Content

.....

3) Record Content

.....

H) Match:

A		B	
1)	Delete Cells	a)	To add a table
2)	Background color	b)	To apply horizontal alignment
3)	Specify width	c)	To delete a cell
4)	Insert Table	d)	To set the width of cell and also the column containing it.
5)	Horizontal Alignment	e)	To change the background color of the cell

(1,)

(2,)

(3,)

(4,)

(5,)



I) Complete the following steps to change the cell color to yellow:

- 1) Select the cell which we need to apply a color to its background.
- 2) Right click on it and click.....
- 3)dialogue box will appear.
- 4) Fromopen the menu and select the color.
- 5) Clickto view the effect.

J) Complete the following :

To insert a hyperlink to go use to Google we do the following:

- 1) Select a text that will be used as hyperlink.
- 2) Openmenu.
- 3) Select
- 4) Type the website address <http://www.google.com> in
- 5) Click Ok.





K) Complete the following sentence using:

(Open – Save – Recent Sites – Font – Toolbars)

- 1) We can reach the last designed websites from in "File" menu.
- 2) We can format the text in the page from "Format" menu or
- 3) To open a previously saved website, select from File menu.
- 4) To save changes to a webpage, select
- 5)window is opened from Format menu to format the typed texts in the webpage.

L) Complete the following sentence using

(Video – Browser – Folder List – Website – Hyperlink)

- 1)is a group of web files and pages that are connected together for providing services and information through internet.
- 2) The information in the webpage may be in the form of
- 3) The WebPages may containwhich makes browsing the internet pages and website easy.
- 4) From the used tools in building a website is the Design program andprogram.
- 5)window in Expression Web contains the contents and components of the website.



Answers

A) Fill in the space :

- 1) **Internet** is the connection of a great number of computers and nets all over the world.
- 2) **Website** is a collection of web pages.
- 3) **Webpage** is a page that created by HTML.
- 4) Any website may contains **sound, picture, text, video and hyperlinks**.
- 5) **MS Expression** is a program that used to create a websites.
- 6) **HTML** is a programming language that used to create a websites.
- 7) To open MS Expression program from “Start” menu, select “All Programs” then **MS Expression**.
- 8) To close MS Expression program from **File** menu, select **Exit**.
- 9) **Title bar** is a tool bar that contains the icon of the program, the name of the program and the control box of the window.
- 10) **Design Page** is a part of the program interface and used to design the interface of the website.
- 11) **Toolbox** is containing a group of controls / tools to design the interface of the website.
- 12) **Menu bar** is a toolbar that contains a group of menus.
- 13) **Standard toolbar** is a toolbar that contains a group of icons instead of the menu bar.
- 14) **Folder List** is a part of the program interface and contain the folders of the website.
- 15) To create a website by using MS Expression from **File** menu, select **New**.
- 16) **Formatting toolbar** is a toolbar that used to format the text of the website.



- 17) To format the text from **Format** menu, select **Font**.
- 18) To preview the website using the browser by pressing on **F12** from the keyboard or from **File** menu, select **Preview in browser**.
- 19) To save the website from **File** menu, select **Save all**.
- 20) To insert a picture at the website from **Insert** menu, select **Picture**.
- 21) To view the Picture toolbar from **View** menu, select **Toolbars** then **Picture**.
- 22) **Hyperlink** is a part of the webpage when you click on it, it will open a new webpage.
- 23) To make a hyperlink from **Insert** menu, select **Hyperlink**.
- 24) Table consists of **rows** and **columns**.
- 25) **Cell** is the result of intersection between rows and columns.
- 26) To preview the HTML code of the webpage click **Code** tab
- 27) A Telephone book is analogous to a **File**, it contains a list of **records**, and each one consists of **3 fields** name, address, and telephone number.

B) Put (✓) or (×) :

- 1) The website contains one page or more connected to each other. (✓)
- 2) A Web page is what you see on the internet. It consists of text and graphics. (✓)
- 3) You must learn HTML to create a website. (×)
- 4) To close MS Expression by clicking on close from file menu. (×)
























- 5) MS Expression program contains a group of controls to design the interface of the website. (✓)
- 6) You can design the interface of the website at the page style area. (×)
- 7) You can create a website by using a ready template. (✓)
- 8) To format the text from format menu, choose Font. (✓)
- 9) To preview the webpage on the browser press on F5 key. (×)
- 10) You can create a hyperlink to another part in the same page or to another page. (✓)
- 11) Before formatting the text, you must highlight it first. (✓)
- 12) You can format the picture by using picture toolbar. (✓)
- 13) You can insert picture inside the table cells (✓)
- 14) You can change the background of the table cells and the color of the border from the cell properties. (✓)
- 15) To preview the HTML code of the web page open design tab. (×)
- 16) The table should contain data about one subject only. (✓)
- 17) Database doesn't provide privacy. (×)
- 18) Information may be in the form of characters and numbers which need organization to be used. (×)
- 19) Databases are possible to be upgraded. (✓)
- 20) To establish a Database, we should first specify our purpose. (✓)



C) Choose the correct answer :

- 1) (MS Expression – **HTML** – PowerPoint) is a programming language used to create the websites.
- 2) (Webpage – **Website** – Hyperlink) is a collection of web pages.
- 3) Any web site may contains (sound – videos – links – **all of them**)
- 4) To close MS Expression from file menu, select (Close – Cancel – **Exit**)
- 5) To preview the website in the browser, press on (F10 – F11 – **F12**)
- 6) (**Standard toolbar** – menu bar – Toolbox) includes a group of icons instead of the menus.
- 7) (Menu bar – **formatting toolbar** – Toolbox) includes a group of icons to format the text.
- 8) ( -  - ) icon used to make the text bold.
- 9) ( -  - ) icon used to make the text italic.
- 10) ( -  - ) icon used to make the text underline.
- 11) ( -  - ) icon used to make left alignment.
- 12) ( -  - ) icon used to make right alignment.
- 13) ( -  - ) icon used to make center alignment.
- 14) ( - (Default Size) - (Default Font)) icon used to change the color of the text.






15) ( -  - ) icon used to change the size of the text.



16) ( -  - ) icon used to change the font of the text.

17) To save the website from file menu, select(Save – **Save all** – Save as)

18) You can add a picture or hyperlink from (Format – **Insert** – Edit menu.

19) ( -  - ) icon used to rotate the picture.

20) ( -  - ) icon used to flip the picture.

21) ( -  - ) icon used to increase the contrast of the picture.

22) ( -  - ) icon used to increase the brightness of the picture.

23) ( -  - ) icon used to crop the picture.

24) To insert a new table from (Insert – **Table** – View) menu select “Insert Table”.

25) To move one cell down using the keyboard click ( -  -  - ) button.

26) To move one cell left using the keyboard click ( -  -  - ) button.



D) Re - arrange the steps to :

1) Open MS Expression:

- (3) Open "MS Expression"
- (2) Select "All Programs"
- (1) From "Start" menu
- (4) Then "MS Expression Web"

2) Create a blank website:

- (1) From "File" menu
- (2) Select "New"
- (4) Choose "General"
- (3) Open "Website" tab

3) To adjust the size of the margins:

- (2) From advanced tab you can justify the (top, bottom, left, right) margins.
- (3) Ok
- (1) File > Properties

4) Changing color of background :

- (2) From formatting tab you can choose the color of the background and the color of the text.
- (3) Ok
- (1) File > Properties



5) **To set a picture as a background :**

- (3) Active "Background Picture" option.
- (2) From formatting tab
- (4) Click "Browse" button to select the background picture from your computer.
- (5) OK
- (1) File > Properties

6) **To change the direction of the webpage :**

- (2) From general tab at "Page Direction" drop down menu you can change the direction of the webpage from left to right or from right to left.
- (1) File > Properties
- (3) OK

7) **To change the name of the website**

- (2) At "Web Name" type the name of your website
- (3) Click "Ok"
- (1) From Site menu select "Site Setting"





E) Give the scientific term :

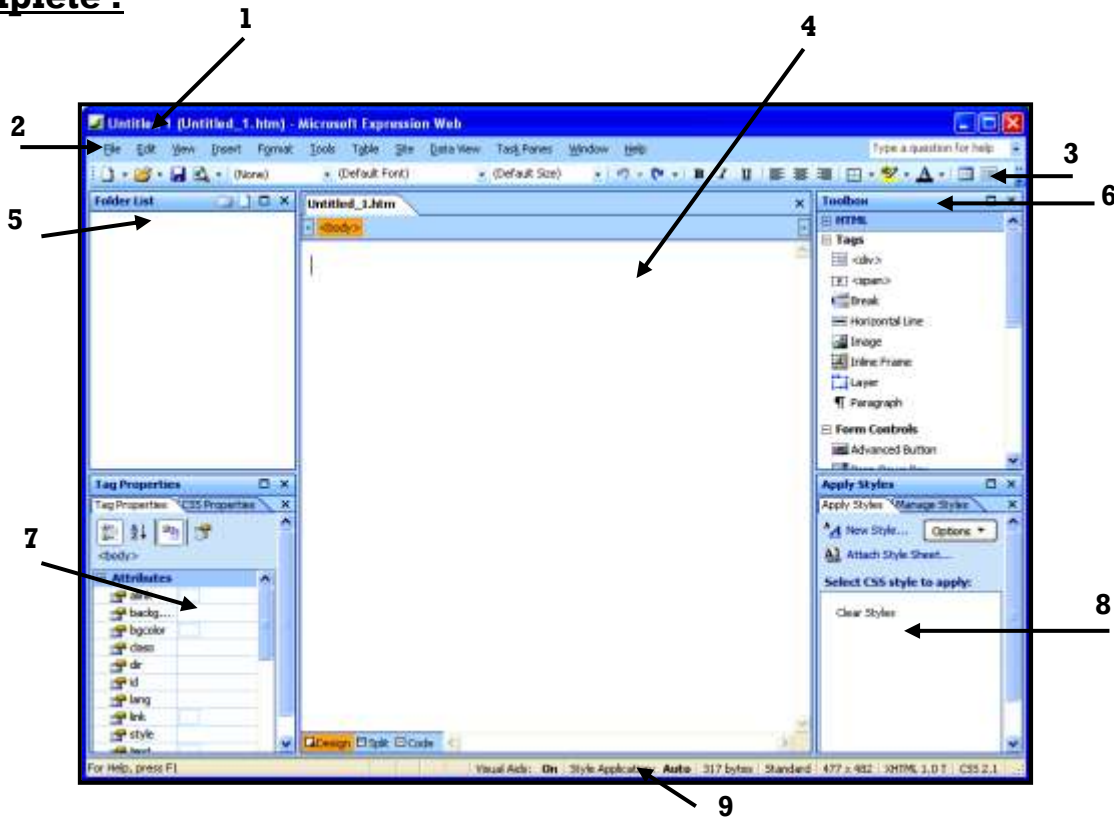
- 1) It's the connection of a great number of nets all over the world.
(**Internet**)
- 2) It consists of text and graphics. These page can be created using HTML.
(**Webpage**)
- 3) It's a collection of web pages connected to each other throw the hyperlink.
(**Website**)
- 4) A program that used to create and design websites. (**MS_Expression**)
- 5) It's a toolbar that include a group of menus. (**Menu_bar**)
- 6) A part of MS Expression program and used to design the interface of the program.
(**Design_page**)
- 7) A part of MS Expression program and it includes the properties and events of the controls.
(**Properties_Window**)
- 8) A part of MS Expression program and it includes the folders of the website.
(**Folder_list**)
- 9) A part of MS Expression program and it displays the format style of the text.
(**Apply_style**)
- 10) A part of MS Expression program and it includes some controls to design the interface of the website.
(**Toolbox**)
- 11) It is a part of the page (text, picture), when we click on it, it takes me to another part in the same page or to another page.
(**Hyperlink**)
- 12) It's a collection of information that is organized so that it can easily be accessed, managed and updated.
(**Database**)



- 13) It's one complete set of fields. **(Record)**
- 14) It's a collection of records. **(File)**
- 15) The numbers and characters which need organization or proceeding to be used. **(Data)**
- 16) A set of connected tables and form which we can get information quickly and easily. **(Database)**
- 17) Data which were organized or processed to be used. **(Information)**
- 18) It contains a set of connected tables together in an organized way and makes it easy to get data and restore them. **(Database)**
- 19) It is the main element in the table and is in the front of columns. **(Field)**
- 20) It is a row in the table and contains the data of the fields of the table. **(Record)**
- 21) Numbers and characters or icons which need processing and organization to be able to use them. . **(Data)**
- 22) A set of data and information about a certain subject and they are in the form of rows and columns. **(Table)**



F) Complete :



1) This window displays the interface of **MS Expression** program.

2) Write the name of each part:

1. **Title bar.**
2. **Menu bar.**
3. **Standard toolbar.**
4. **Design page.**
5. **Folder list.**
6. **Toolbox.**
7. **Properties Window.**
8. **Page style.**
9. **Status bar.**



G) Find the following data from the table:

Name of Student	Grade	Class
Ahmed	First	1/2
Mohamed	Second	2/6

1) Field Name

Class

2) Field Content

1/2 or 2/6

3) Record Content

Ahmed - First - 1/2

H) Match:

A		B	
1)	Delete Cells	a)	To add a table
2)	Background color	b)	To apply horizontal alignment
3)	Specify width	c)	To delete a cell
4)	Insert Table	d)	To set the width of cell and also the column containing it.
5)	Horizontal Alignment	e)	To change the background color of the cell

(1, c) (2, e) (3, d) (4, a) (5, b)



I) Complete the following steps to change the cell color to yellow:

- 1) Select the cell which we need to apply a color to its background.
- 2) Right click on it and click **Cell Properties**.
- 3) **Cell Properties** dialogue box will appear.
- 4) From **Background** open the menu and select the color.
- 5) Click **OK** to view the effect.

J) Complete the following :

To insert a hyperlink to go use to Google we do the following:

- 1) Select a text that will be used as hyperlink.
- 2) Open **Insert** menu.
- 3) Select **Hyperlink**.
- 4) Type the website address <http://www.google.com> in **Address Bar**.
- 5) Click Ok.





K) Complete the following sentence using:

(Open – Save – Recent Sites – Font – Toolbars)


- 1) We can reach the last designed websites from **Recent Sites** in "File" menu.
- 2) We can format the text in the page from "Format" menu or **Toolbars**.
- 3) To open a previously saved website, select **Open** from File menu.
- 4) To save changes to a webpage, select **Save**.
- 5) **Font** window is opened from Format menu to format the typed texts in the webpage.

L) Complete the following sentence using

(Video – Browser – Folder List – Website – Hyperlink)

- 1) **Website** is a group of web files and pages that are connected together for providing services and information through internet.
- 2) The information in the webpage may be in the form of **Video**.
- 3) The WebPages may contain **Hyperlink** which makes browsing the internet pages and website easy.
- 4) From the used tools in building a website is the Design program and **Browser** program.
- 5) **Folder List** window in Expression Web contains the contents and components of the website.





2nd Term - Computer Exam

امتحان الشهادة الابتدائية
الفصل الدراسي الثاني - حاسب آلي

للعام الدراسي ١٤٣٥ / ١٤٣٦ هـ (٢٠١٤ / ٢٠١٥ م)

Time: 1 1/2 hours

Answer all of the following questions :

(5 marks each question)

I - Choose the correct answer between brackets:

- a) We can create a website with
(Word- MS-Expression - Visio)
- b) A is a group of pages online containing information about a place.
(Website - Wore - File)
- c) Every field should have a clarifying its content.
(size - cells - name)
- d) MS is used for creating databases.
(Access - Power Point - Paint)
- a) You can preview webpages in MS Expression using command.
(Preview Browser - Import - Export)

II - Complete to make a correct sentence with a word from the list :

(properties - Information - cells - fields - web)

- a) In MS-Expression we can format of table.
- b) MS-Expression is used for creating pages.
- c) is the result of processing data.
- d) To get the of a cell, select it then right click.
- e) One record consists of a set of

III- Put a (✓) after the correct sentence and a (X) after the wrong one :

- a) The web page should be saved after editing it. ()
- b) You can't add images or sounds with MS Expression. ()
- c) A table with 3 columns and 5 rows contains 12 cells. ()
- d) There is no difference between paper databases and digital ones. ()
- e) You can navigate forward and backward between web pages. ()

IV- Choose from the column (B) what suits each phrase in column (A) then rewrite the complete sentences in your answer sheet :

Column (A)

- a) To create a table in MS Expression
- b) A cell in a table
- c) One of database benefits
- d) A field is
- e) A record is

Column (B)

- 1- a place for storing one piece of data.
- 2- is storing and managing data.
- 3- a set of data about one item.
- 4- navigating pages.
- 5- select Table menu then click Insert Table.
- 6- is the cross of a row with a column.

هذا السؤال خاص بالطلاب المتخلفين عن اختبار الفصل الدراسي الأول

Choose the correct answer between brackets:

(4 Marks for each question)

- 1- Computer viruses are
(harmful - useful - important)
- 2- A is local network of computers in a small area.
(WWW - WAN - LAN)
- 3- We with others through internet.
(Chat - Table - MSM)
- 4- command is used for deleting printing.
(Pause - Cancel - Resume)
- 5- Computer time can be changed using tab.
(Numbers - Currency - Time)



Model Answer Exam 2014 - 2015

Question 1: Choose the correct answer between brackets:

- a) Ms Expression
- b) Website
- c) Cell
- d) Access
- e) Preview Browser

Question 2: Complete to make a correct sentence with a word from the list:

- a) Cells
- b) Web
- c) Information
- d) Properties
- e) Fields

Question 3: Put (✓) or (✗):

- 1) ✓
- 2) ✗
- 3) ✗
- 4) ✗
- 5) ✓

Question 4: Read and Match:

(A - 5) (B - 6) (C - 2) (D - 1) (E - 3)

